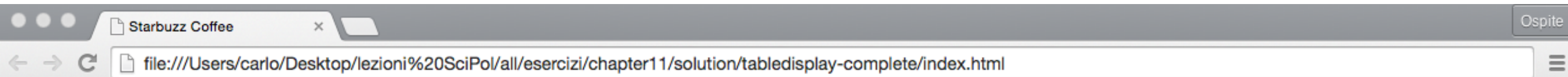


Table Layout

Final result



...providing all the caffeine
you need to power your
life. just drink it.

QUALITY COFFEE, QUALITY CAFFEINE

At Starbuzz Coffee, we are dedicated to filling all your caffeine needs through our quality coffees and teas. Sure, we want you to have a great cup of coffee and a great coffee experience as well, but we're the only company that actively monitors and optimizes caffeine levels. So stop by and fill your cup, or order online with our new [Bean Machine](#) online order form, and get that quality Starbuzz coffee that you know will meet your caffeine standards.

And, did we mention *caffeine*? We've just started funding the guys doing all the wonderful research at the [Caffeine Buzz](#). If you want the latest on coffee and other caffeine products, stop by and pay them a visit.

OUR STORY

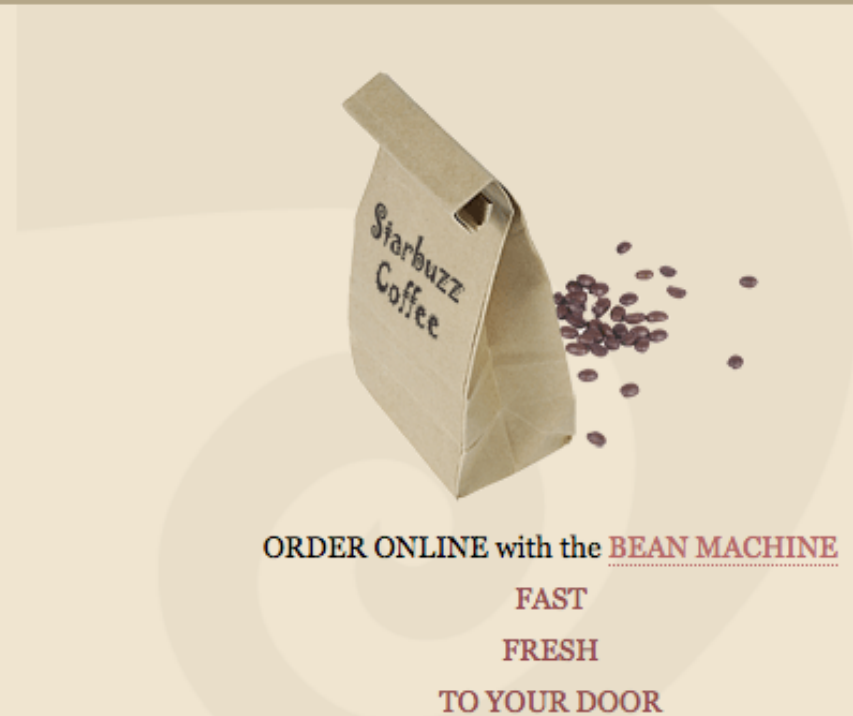
"A man, a plan, a coffee bean". Okay, that doesn't make a palindrome, but it resulted in a damn good cup of coffee. Starbuzz's CEO is that man, and you already know his plan: a Starbuzz on every corner.

In only a few years he's executed that plan and today you can enjoy Starbuzz just about anywhere. And, of course, the big news this year is that Starbuzz teamed up with Head First readers to create Starbuzz's Web presence, which is growing rapidly and helping to meet the caffeine needs of a whole new set of customers.

STARBUZZ COFFEE BEVERAGES

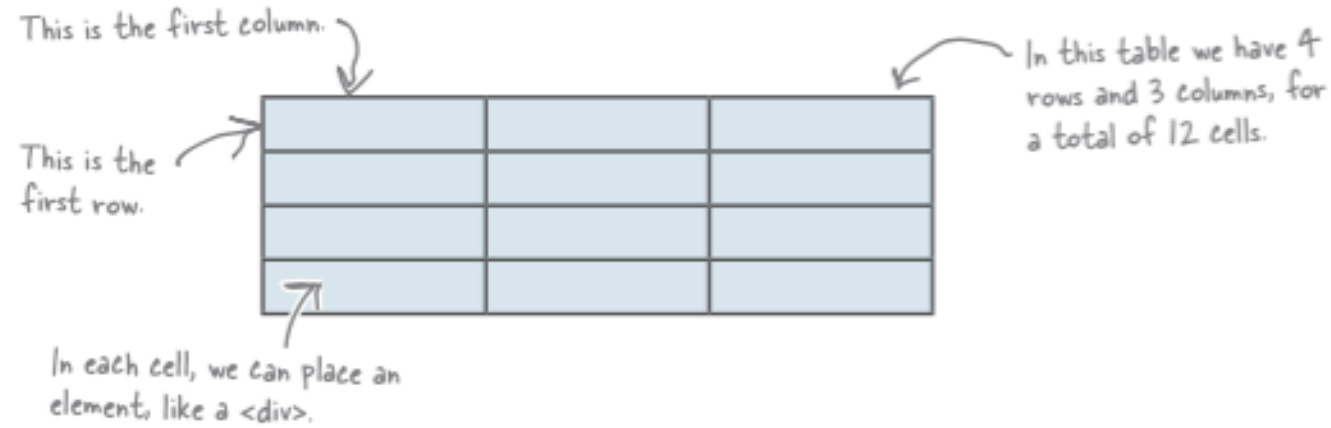
We've got a variety of caffeinated beverages to choose from at Starbuzz, including our [House Blend](#), [Mocha Cafe Latte](#), [Cappuccino](#), and a favorite of our customers, [Chai Tea](#).

We also offer a variety of coffee beans, whole or ground, for you to take home with you. Order your coffee today using our online [Bean Machine](#), and take the Starbuzz Coffee experience home.

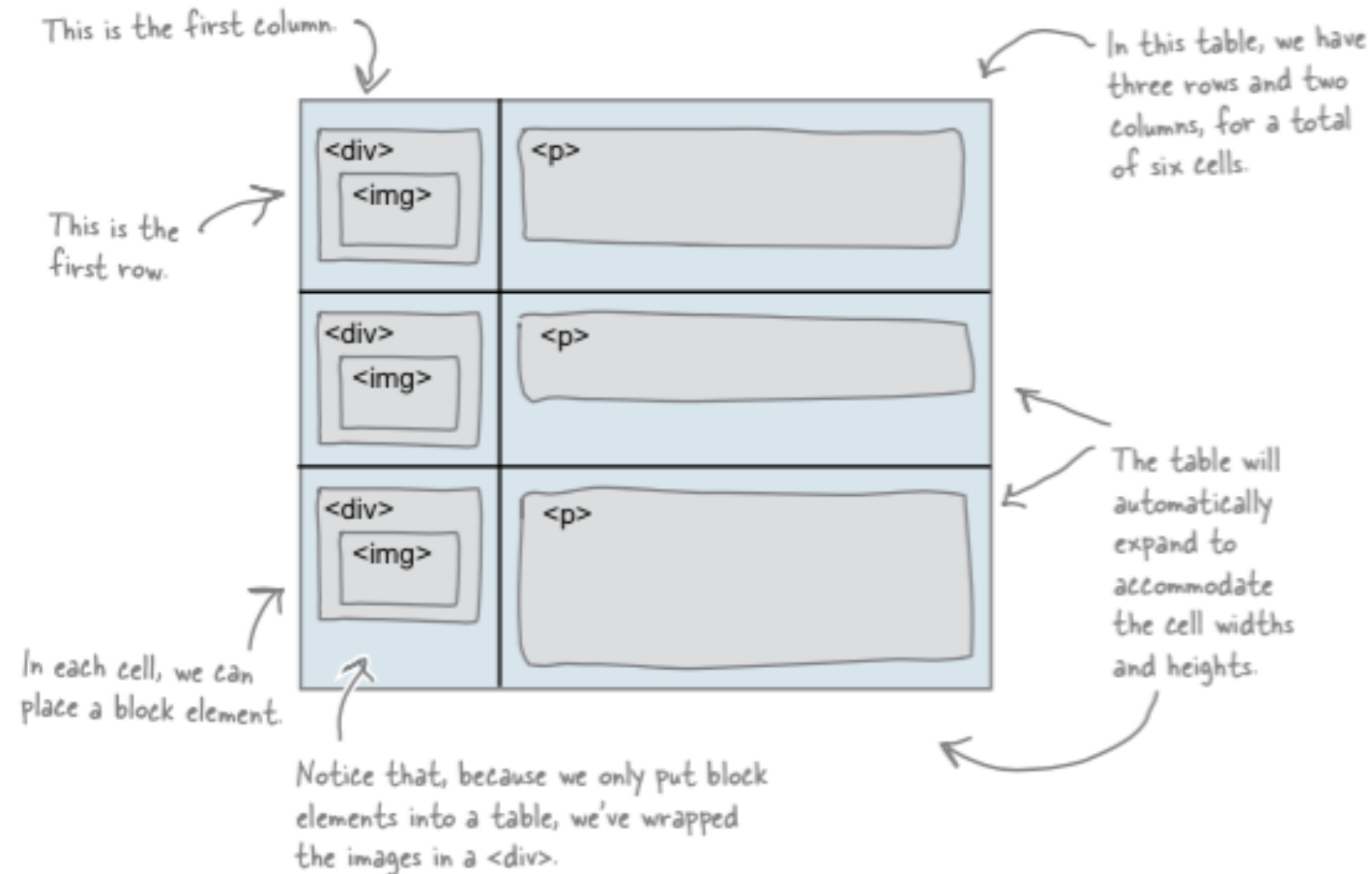


Why wait? You can order all our fine coffees right from the Internet with our new, automated [Bean Machine](#). How does it work? Just click on the [Bean Machine](#) link, enter your order, and behind the scenes, your coffee is roasted, ground (if you want), packaged, and shipped to your door.

display: table

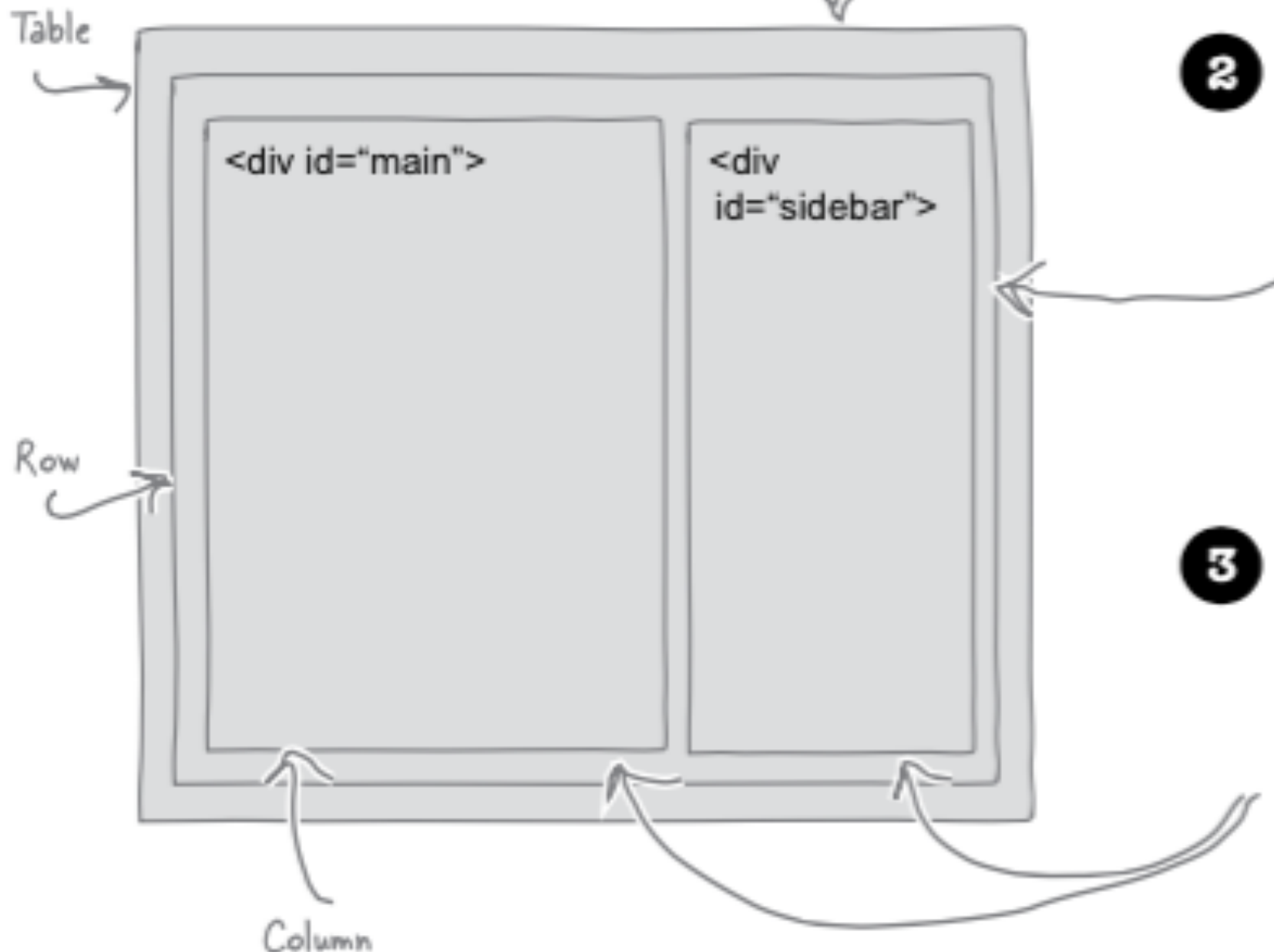


Let's say you've got a page with three images and three paragraphs, and you want to lay them out in two columns with three rows. Here's how you'd do that conceptually, using a table:



display: table

- 1 First, we'll create a `<div>` that represents the entire table, and nest the columns and rows within that `<div>`.



- 2 Next, for each row in the table, we'll create another `<div>` that will contain the row content. For Starbuzz, we have only one row.

- 3 And, for each column, we just need a block element to act as that column. We already have two block elements we can use: the "main" `<div>` and the "sidebar" `<div>`.

modifichiamo l'html

```
...  
<div id="tableContainer">  
  <div id="tableRow">  
    <div id="main">  
      ...  
    </div>  
    <div id="sidebar">  
      ...  
    </div>  
  </div>  
</div>  
...  
...&br/></div>
```

We're not showing it, but the header is up here...

Add the new <div> with an id "tableContainer" around the "main" and "sidebar" <div>s.

Then add the new <div> with an id "tableRow" also around the "main" and "sidebar" <div>s, but nested inside the "tableContainer" <div>.

Make sure you properly nest your closing <div> tags!

...and the footer is down here. Make sure you don't include the header and footer in the new <div>.

modifichiamo il css

- 1 First, we added a `<div>` for the table with the id "tableContainer". This `<div>` contains the rows and columns. We style the "tableContainer" `<div>` like this:

```
div#tableContainer {  
  display: table;  
  border-spacing: 10px;  
}
```

The "tableContainer" is the outermost `<div>` and represents the entire table structure.

modifichiamo il css

2

Next, we added a `<div>` for the row, with the id "tableRow". We have only one row, with two cells, so we need just one `<div>`. If we had multiple rows, we'd need multiple `<div>`s. We style the row `<div>` like this:

```
div#tableRow {  
  display: table-row;  
}
```

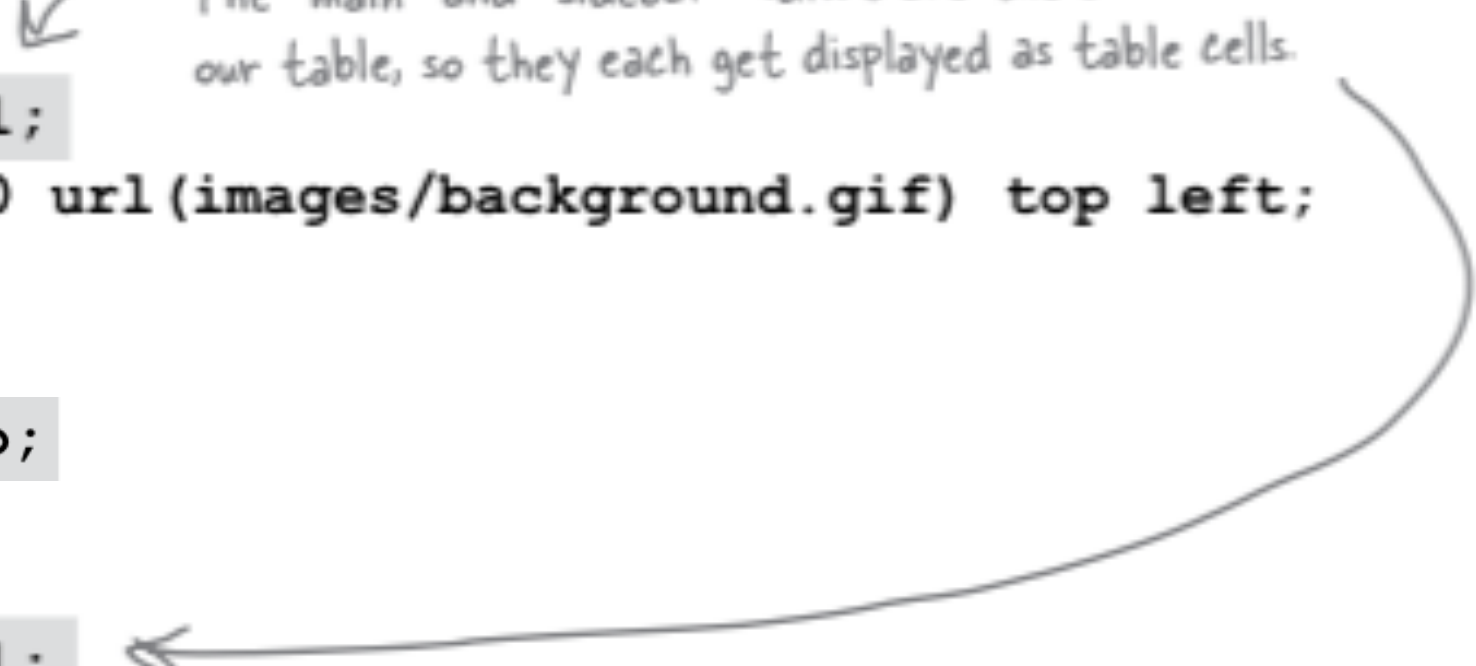
The "tableRow" `<div>` represents a row in the table. We have one row in our table, so we just need this one rule. If you have multiple rows, consider using a class instead (e.g., `div.tableRow`) so you can use one rule to style all the rows.

modifichiamo il css

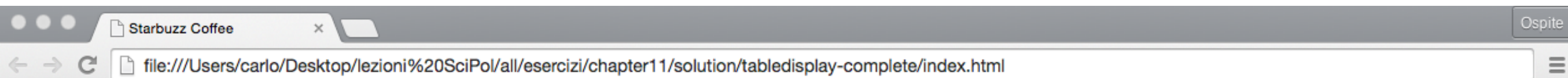
- 3 Finally, we used our existing "main" and "sidebar" <div>s for the cells corresponding to each column in the row. We style these <div>s like this:

```
#main {  
  display: table-cell;  
  background: #efe5d0 url(images/background.gif) top left;  
  font-size: 105%;  
  padding: 15px;  
  vertical-align: top;  
}  
#sidebar {  
  display: table-cell;  
  background: #efe5d0 url(images/background.gif) bottom right;  
  font-size: 105%;  
  padding: 15px;  
  vertical-align: top;  
}
```

The "main" and "sidebar" <div>s are the columns in our table, so they each get displayed as table cells.



quick test drive



...providing all the caffeine
you need to power your
life. just drink it.

QUALITY COFFEE, QUALITY CAFFEINE

At Starbuzz Coffee, we are dedicated to filling all your caffeine needs through our quality coffees and teas. Sure, we want you to have a great cup of coffee and a great coffee experience as well, but we're the only company that actively monitors and optimizes caffeine levels. So stop by and fill your cup, or order online with our new [Bean Machine](#) online order form, and get that quality Starbuzz coffee that you know will meet your caffeine standards.

And, did we mention *caffeine*? We've just started funding the guys doing all the wonderful research at the [Caffeine Buzz](#). If you want the latest on coffee and other caffeine products, stop by and pay them a visit.

OUR STORY

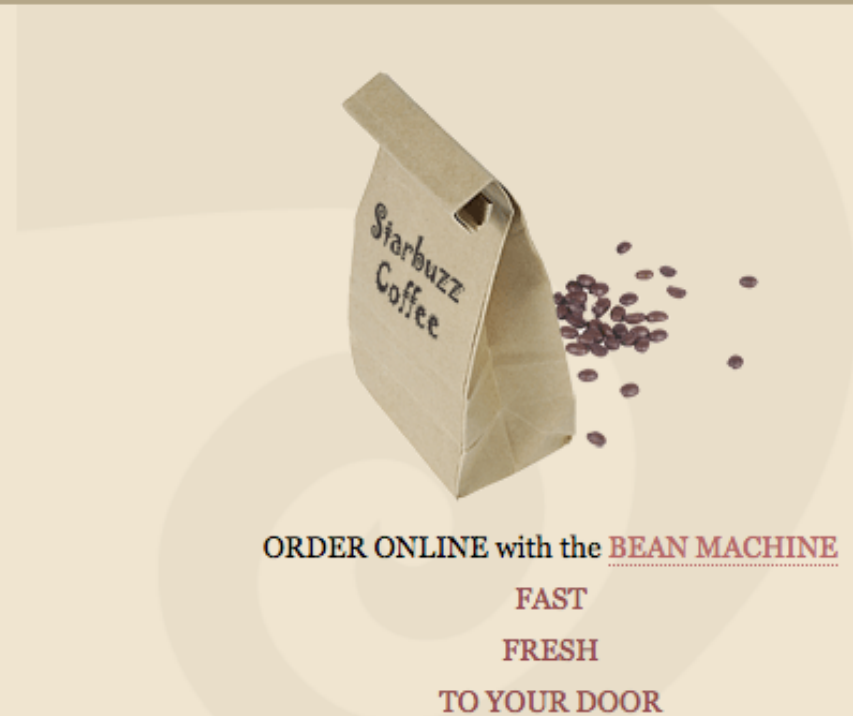
"A man, a plan, a coffee bean". Okay, that doesn't make a palindrome, but it resulted in a damn good cup of coffee. Starbuzz's CEO is that man, and you already know his plan: a Starbuzz on every corner.

In only a few years he's executed that plan and today you can enjoy Starbuzz just about anywhere. And, of course, the big news this year is that Starbuzz teamed up with Head First readers to create Starbuzz's Web presence, which is growing rapidly and helping to meet the caffeine needs of a whole new set of customers.

STARBUZZ COFFEE BEVERAGES

We've got a variety of caffeinated beverages to choose from at Starbuzz, including our [House Blend](#), [Mocha Cafe Latte](#), [Cappuccino](#), and a favorite of our customers, [Chai Tea](#).

We also offer a variety of coffee beans, whole or ground, for you to take home with you. Order your coffee today using our online [Bean Machine](#), and take the Starbuzz Coffee experience home.



Why wait? You can order all our fine coffees right from the Internet with our new, automated [Bean Machine](#). How does it work? Just click on the [Bean Machine](#) link, enter your order, and behind the scenes, your coffee is roasted, ground (if you want), packaged, and shipped to your door.